






INTERIORDEZINE.COM

Are You and Undiscovered Interior Designer? Part 6

Curtains & Soft Furnishings



INTERIOR DESIGN
COURSES

[CLICK HERE TO LEARN ONLINE AT WILLOWCOLLEGE.COM](http://WILLOWCOLLEGE.COM)

GET
STARTED
TODAY



INTERIORDEZINE.COM

Contents

Curtains and Soft Furnishings.....	4
Traditional Upholstery	6
Modern Upholstery.....	7
Curtain Accessories	8
Tie Backs	8
Curtain Articles	8
Curtain Photos & Curtain Ideas.....	9
Free Curtain Course.....	10
Types of Curtains	11

This document is the copyright of Dezine Holdings Limited ©2020, All Rights Reserved
www.interiordezine.com however distribution of it is allowed and encouraged but it must be done so
in its entirety and with all links intact. Not to do so is in breach of the copyright waiver granted by
Dezine Holdings Limited ©2020 and www.interiordezine.com

Make sure you keep in touch with us on social media

Follow Us:



**INTERIOR DESIGN
COURSES**

CLICK HERE TO LEARN ONLINE AT WILLOWCOLLEGE.COM

**GET
STARTED
TODAY**



INTERIORDEZINE . COM

Ebook Terms of Use

This book and its contents are copyrighted to Dezine Holdings Ltd.

The use of this book is governed by "[Our Website Terms of Use](#)" as contained on our website. Without limiting the application of those terms, the following provisions apply to the use of all books from this website.

The use of these books does not imply the provision of a contracted architectural or building consultancy service to the user except where specifically agreed in writing.

Book users are encouraged to seek assistance from correctly qualified and skilled professionals and trades people before undertaking any design and/or construction work.

Book users are also encouraged to check with their local regulatory authority to determine current standards for design and/or construction.

The liability of Dezine Holdings Ltd is limited in terms of the "Our Liability" provisions contained in "[Our Website Terms of Use](#)".





INTERIORDEZINE.COM

[Curtains and Soft Furnishings](#)


It's a fascinating topic and can add so much to the decoration of a room

Discover Curtains – Types, Styles, Design Ideas, and Photos

We all know that curtains keep out the light keep in the warmth and add privacy but the very fact that they come in many types of fabrics designs and textures makes them one of the most simple way of redesigning a room. Curtains help provide a soft warm environment as well as creating color, pattern and texture for your home decor window treatment ideas.

There are so many options and choices of fabrics, tracks, rods, styles and headings for drapery, that we often don't know where to start looking to work out which curtain type will best suit the windows in our home and this can become confusing often causing us to give up before we even get started.

Right here is the place to begin learning about **curtain design**, drapes and panels. Whether it is for **modern, contemporary, themed or traditional styles**, we have [curtain photos](#) to give ideas for you to make well considered interior decoration choices. We provide you with all the education that you need for free



**INTERIOR DESIGN
COURSES**

CLICK HERE TO LEARN ONLINE AT WILLOWCOLLEGE.COM

GET
STARTED
TODAY



INTERIORDEZINE . COM

This topic requires that you have a basic knowledge of the following points:

- Knowledge of the types of fabrics available and the ability to recognize them.
- An understanding of yarns and fibers, the different types available and how they are classified.
- How fabric is made, recognize different types of weave and what they are used for.
- Ways to decorate textiles or fabrics, from dye, printing and the weave.
- Have a concept of the numerous fabrics and textiles available on the market and what they can be used for.
- The different types of [curtains](#) (drapes), how they are made, headings, linings, accessories and how to hang them
- The different types of [window treatments](#) available, and where they are used.
- Recognize which window treatment best suits different situations.
- Be able to select fabric for a use understanding all the factors required to make it a successful choice.
- Recognize the different types of windows and have sound solutions for how to decorate them effectively.
- Have knowledge of decorative finishes and when to use them.
- How to select upholstery fabric to ensure you get good performance.
- Have a trained eye for [color](#), texture, pattern, tone and balance.



INTERIOR DESIGN
COURSES


CLICK HERE TO LEARN ONLINE AT WILLOWCOLLEGE.COM

GET
STARTED
TODAY



INTERIORDEZINE.COM

The topics that the Interior Designer covers are wide, and specialized as fabrics are; they are one of the main items used inside a building. Fabrics have the ability to instantly change the appearance and perception of an item such as a wall, chair or bedroom, so it is essential that the Interior Designer has a competent working knowledge of what the fabric is, the construction, properties and where to use it.



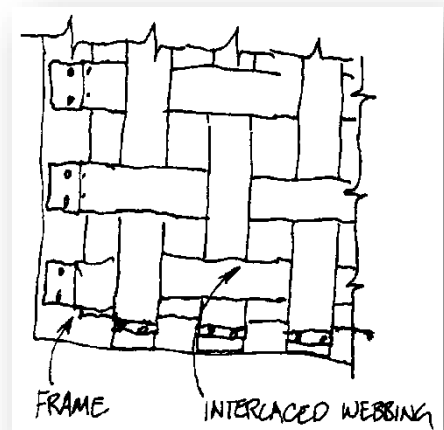
Upholstery is the padding or cushioning and covering of an item of furniture. The main aims are to provide comfort to the furniture and aid in the overall shape and form of the piece.

A traditionally upholstered chair and footstool




Traditional Upholstery

Traditional methods for covering seating were to start with a timber frame. Webbing was then interlaced and stretched over the base of the seat frame and steel coil springs were stitched to each intersection of webbing and attached with cord at the top. Then a layer of horsehair or coir fiber filling evenly spread followed by a Hessian covering. It was then finished with a layer of hide (e.g. leather) or a woven fabric. This combination provided great comfort to a chair. The process for more utilitarian upholstery was to omit the springs and use a thick layer of the filling.



Traditional Upholstery Base



INTERIOR DESIGN
COURSES

CLICK HERE TO LEARN ONLINE AT WILLOWCOLLEGE.COM

GET
STARTED
TODAY



INTERIORDEZINE.COM

Modern Upholstery

With the introduction of mass-produced furniture, the more traditional form of upholstery has been superseded making use of advances in product and material development as well as revolutionary machinery.


The simplified version today used for seating is perforated plywood or MDF board as the base – attached to a timber frame (or metal or laminated ply, the list goes on) a synthetic foam or latex is used as the cushioning followed by a covering of fabric. In which there is now an endless choice of composition, from leather to polyolefin from hemp to silk.



The bed shown above has full upholstery but is it boring? How could it be changed?

This bedroom design lacks a focal point, it lacks color, pattern and texture or good combinations of these and it could quite easily look better as it already has such a wonderful upholstered velvet scroll top bed.

The side table and chairs look too small in the space, they are ornate and need to be replaced with one large velvet upholstered armchair. The bedding looks unfinished. This velvet covered bed needs an equally opulent bed covering, not a simple white cotton quilt. A silk bedspread with stripes, a heavy brocade or a large jacquard fabric, something that adds[more](#)



INTERIOR DESIGN
COURSES

CLICK HERE TO LEARN ONLINE AT WILLOWCOLLEGE.COM

GET
STARTED
TODAY



INTERIORDEZINE.COM

[Curtain Accessories](#)

No decorative interior window treatment is complete without a tie back, hold back or a tassel or two. Find out what decorative curtain accessories are and when to use them, they could help you create a stylish designer window.

[Valances](#) come in many forms and combined with a tassel fringe or lace can make a window look more dramatic.

Scarf drapery is a simple, often little sew way to dress up a window treatment, these look great with beaded trim, or a picot braid.

Most important is curtain tracks or rods, without these we couldn't hang up your curtains! They add a decorative element to a room and can enhance a style or theme of interior decoration.



[Tie Backs](#)

[Tie backs](#) are a practical and decorative accessory. They are used to hold back the curtain from the window. Tie backs are a simple way to introduce fun and drama into an interior, there are so[more](#)

[Curtain Articles](#)


Following these links will take you to a wealth of curtain information and articles

The ins and outs of Curtains - There are only a few simple rules to follow here; the length of the hung curtain should be? [Read about the simple curtain rules](#)

[Are you Searching for Unique Window Treatment Ideas?](#)

[Find your inner self with Window Treatment Ideas](#)

[Window Treatment ideas for your living room](#)



INTERIOR DESIGN
COURSES

CLICK HERE TO LEARN ONLINE AT WILLOWCOLLEGE.COM

GET
STARTED
TODAY



INTERIORDEZINE.COM


[Curtain Photos & Curtain Ideas](#)

These curtain photos will further explain the types of curtains, styles of curtains and provides ideas for bedrooms, dining rooms, bathrooms, kitchens and bedrooms. Learning about **curtains and drapery** is made easier by looking at photographs in conjunction with your.....[more](#)



Sheers on a French pleat head with a decorative rod. They gently diffuse the light and create a formal backdrop for the freestanding bath.

Colored Sheers with angled leading edge, soft and subtle, gently cover the window and create a warm glow of natural light in the bathroom.



INTERIOR DESIGN
COURSES

CLICK HERE TO LEARN ONLINE AT WILLOWCOLLEGE.COM

GET
STARTED
TODAY



INTERIORDEZINE.COM

[Free Curtain Course](#)



Find out what is involved in this [free curtain design and drapery course here](#).

Curtains are a major part of home interior decoration and design, so it is vital you gain these skills as an interior decorator or designer. (You may have already participated in the [free interior decorating course](#), these are additional skills for you to use as an interior designer or decorator).

With this ecourse you will learn how to take a client brief, how to decide on which style of drapery you need, how to deal with unusual window shapes, the basics on how to hang curtains with tracks and rods, the type of headings, choosing fabrics and how to tie in your design with the remainder of your interior design color scheme.

A banner for interior design courses. On the left, there is a photograph of a room with a plant and a wooden cabinet. On the right, there is a dark background with white text and a logo.

 **INTERIOR DESIGN COURSES**
CLICK HERE TO LEARN ONLINE AT WILLOWCOLLEGE.COM

GET STARTED TODAY



INTERIORDEZINE . COM

[Types of Curtains](#)

There are so many different ways to decorate a window. Here is a selection of the different curtain styles and types. These will give you ideas on what type of curtain style to use for your window decoration.

Decorative Curtains – Curtain Valance


This is a deep frill of fabric at the top of a.....[more](#)



Tab top curtain on decorative rod with finial

For a great deal more information on curtains go to

<https://www.interiordezine.com/curtains/types-of-curtain/>



**INTERIOR DESIGN
COURSES**

CLICK HERE TO LEARN ONLINE AT WILLOWCOLLEGE.COM

**GET
STARTED
TODAY**



INTERIORDEZINE . COM

Click on the links below to subscribe to the free courses from interiordeZine.com – learn more today.

[Decorating Course](#)

[Curtain Design Course](#)

[Color Course](#)

If you want to read more parts of - Are you an Undiscovered Interior Designer, visit [Free Downloads](#)

InteriordeZine.com has been online for over 17 years providing free Interior Design and Decorating information. We have also set up a new Interior Design College which offers interactive online courses. To learn more visit [WillowCollege.com](#) today.



WILLOW
COLLEGE



 **INTERIOR DESIGN COURSES**

CLICK HERE TO LEARN ONLINE AT WILLOWCOLLEGE.COM

GET STARTED TODAY