

ARE YOU AN UNDISCOVERED INTERIOR DESIGNER?

PART 7

Rooms & Stairs

interiordezine.com



E-book Terms of Use

This book and its contents are copyrighted to Dezine Holdings Ltd.

The use of this book is governed by “[Our Website Terms of Use](#)” as contained on our website. Without limiting the application of those terms, the following provisions apply to the use of all books from this website.

The use of these books does not imply the provision of a contracted architectural or building consultancy service to the user except where specifically agreed in writing.

Book users are encouraged to seek assistance from correctly qualified and skilled professionals and trades people before undertaking any design and/or construction work.

Book users are also encouraged to check with their local regulatory authority to determine current standards for design and/or construction.

The liability of Dezine Holdings Ltd is limited in terms of the “Our Liability” provisions contained in “[Our Website Terms of Use](#)”

Contents

E-book Terms of Use	2
Introduction	4
Bedrooms.....	5
Bedroom Design.....	6
Some key points to ensuring a successful bedroom.....	7
How to Change a Boring Bedroom Design.....	8
The Four Poster Bed.....	9
Quirky Bedroom.....	10
Bathrooms.....	11
Your First Bathroom Design Tip	12
Victorian Pedestal Basin in Warm Gold Washroom / Powder Room	12
Kitchens.....	13
Kitchen Color and Wall Finishes.....	14
French Castle Timber Kitchen	15
Kitchen Storage Ideas	16
Kitchen Lighting Design.....	17
Living Rooms	18
Ideas for Modern Living Room Colors.....	19
Planning the Living Room.....	21
Stairs	22
Spiral Staircase in a Tight Brick Stairwell	23
Carved Timber Staircase	24
Stair Design and Parts	25
Summary	26

Introduction

The next few subjects are room specific. I don't cover every room in the house in this e-book but enough to get you thinking about specific room design After all the detail of design we hope you still have the passion for what you can do as a designer. The results are the best parts of design and make the job satisfying.

Bedrooms



There is a whole website dedicated to different types and styles of bedrooms. Use the information to see if you have what it takes to be a bedroom designer.

The bedroom is the space that we spend the most time in. Like it or not, we need to sleep to be able to function. So why not make it your personal haven with the use of interior decorating. Get bedroom design ideas for free [here](#)

Sometimes it only takes a simple idea to get your creative juices flowing. Browse through the pictures and use the articles which provide advice to guide you through the ways to



Here is an example of how a baby's nursery was given a makeover

3 options of color shown here and yet there are 8 ideas to see.....[more](#)

Bedroom Design

Bedroom design is an entire specialty on its own. Bedrooms can be as big as an entire house, or as small as a closet, but whatever the size, the most important thing about designing a bedroom is to make sure it is comfortable and relaxing. The main goal of bedroom design is to create a space that you really want to sleep in.....[more](#)



Some key points to ensuring a successful bedroom

- Buy a good bed – the number one essential item.
- Choose quality sheets and pillows. Check that they are of a high thread count and breathe. Cotton is a favorite and a natural fiber to sleep in.....[more](#)
- Choose a calm and relaxing color scheme. While bright color scheme with high contrast are great for stimulation the bedroom is a place of rest and relaxation.
- Make sure you have enough space to move easily around the bed. Beds come in many sizes and especially double beds. A full king or super-king is very comfortable to sleep in but take up more space than many bedrooms offer. Keep it in proportion to the room and allow for all the other items such as circulation and furniture. Use your knowledge of ergonomics and anthropometrics to ensure that the room works with the occupant.
- Ensure that you can dim the lighting. Ensure that direct sources of lighting are used only for tasks such as dressing and reading, otherwise make the light soft and dissipated.
- Use blackout lining on curtains. Rest is critical to health. Give choice to natural daylight waking the sleeper or an alarm!
- Plan for quality storage so your bedroom is.....[more](#)

As an interior designer I have gathered some photographs and written design critiques of them so that you can view them to get ideas and learn from my comments about how I think the bedroom design works or doesn't. Interior Design is a wonderful profession, we can all appreciate good design, but we don't have to like it. It is like art, we can see that something is spectacular and it has taken years of painstaking work to achieve, but we just can't look at it, yet others can find it captivating [read more](#)



This is a boring bedroom design. Here is one idea on how to improve this existing bedroom decoration.

How to Change a Boring Bedroom Design

This bedroom design lacks a focal point, it lacks color, pattern and texture or good combinations of these and it could quite easily look better as it already has such a wonderful upholstered velvet scroll top bed.

The side table and chairs look too small in the space, they are ornate and need to be replaced with one large velvet upholstered armchair. The bedding looks unfinished. This velvet covered bed needs an equally opulent bed covering, not a simple white cotton quilt. A silk bedspread with stripes, a heavy brocade or a large jacquard fabric, something that adds design value to the bed and enhances its lovely form. Loads of decorative pillows with tassels and fabrics complementing the new bedspread.....[read more](#)

The Four Poster Bed



Traditionally the curtains on this style of four poster bed were designed to keep the drafts out and the occupant warm in bed. Now with our comfortable, well insulated warm homes they are mostly used for decoration. This example is a subtle version of the original four poster bed using metal tubing instead of the traditional solid timber.

The [tab top curtains](#) left drawn at the back provide a decorative backdrop to the bed setting and tied at the corners create a soft feminine look. The light neutral tone color scheme makes the room look open, texture has been used in the soft furnishings to provide interest and balance. The side tables are[read more](#)

Quirky Bedroom



I find that this attempt to go bold here hasn't been successful. There was a fun concept but they just haven't pulled it off.

The proportions are all wrong. Have a look at the side table, can you see a small spec of a red table lamp? It is a ridiculous size, especially with the boldness of the zebra skin design bed cover.

Then there are all these mirrors, the ones on the wardrobe are ok, but the small mirrors on the wall behind the bed are tiny and placed haphazardly. The room would actually look better without the mirrors on the wall. ...[read more](#)

[Read Bedroom Articles](#)

[Bedroom Design](#)
[Decoration](#)
[Lighting](#)

[Bedrooms](#)
[Bedding Linen](#)
[Bedroom Styles](#)

[Design](#)
[Flooring](#)
[Curtains Blinds](#)

Bathrooms



As designers, the bathroom is one of the most design specific areas of the home and there are a multitude of fittings and finishes available. Putting the combinations together is a pleasure and a challenge.

The modern bathroom has evolved into a place of design serenity. A place to linger and enjoy the surroundings, a bathroom now accommodates our every need and pampers us with pulsating shower heads and jets, heated towel rails for snugly warm dry towels, under floor heating, demister mirrors and[more](#)

Your First Bathroom Design Tip

Think about who will use the space and accommodate the heights of the fittings and fixtures. This is not only for children, but the elderly or disabled who require a lower basin, easy access to the shower, hand[more](#)

Victorian Pedestal Basin in Warm Gold Washroom / Powder Room

This vitreous china Victorian pedestal basin looks beautiful in this warm elegant golden powder room / wash room setting.

Its simplicity is its beauty and it is enhanced by its fine detail in the trim and gold....[more](#)



Bathroom Articles

[Home Bathroom Design](#)

[Basins](#)

[Bathroom Color Paint](#)

[Bathroom Curtains Blinds](#)

[Baths](#)

[Wall coverings](#)

[Shower Curtain](#)

[Bathroom Design Photos](#)

[Bathroom Flooring](#)

Kitchens

How passionate are you about the design of your kitchen and others. Kitchens are above all work areas and here [anthropometrics and ergonomics](#) are used predominantly in the design. How many will use the kitchen at any one time, are mornings a nightmare in the kitchen? How often have you been working at a kitchen bench and felt the strain on your back and neck? These are all questions a good kitchen designer should be asking when designing a domestic or commercial kitchen. Then if you are treating this as a socializing and living room aswell aesthetics become most important.



The kitchen is the most important part of the home and the amount of design choice of layouts fittings and fixtures increases every day. [Kitchen design](#) is such a specialist subject that there are designers that specialize in kitchens only. Read on and explore the pictures and links to see if this interests you.

The kitchen is said to be the heart and hub of the home or house. It is usually the first place we stop to sit down on one of the barstools when we enter the house, therefore it is crucial that we get our [kitchen design](#) to work for the family or occupants of the house. It's where we store our food and prepare our meals and often the kitchen is where we dine.

However it's not just the food [.....read more](#)

Kitchen Color and Wall Finishes



Choosing kitchen colors should be a simple job but saying you want a white kitchen could be any of forty different variations of white. So careful attention to selecting finishes and color is required. The different materials, textures and reflective properties will mean that colors look different when vertical or horizontal depending on how the light reflects off them.

Other things to consider with color are the paint chips or swatches. They will look different when they are painted on your wall[more](#)

French Castle Timber Kitchen



This kitchen has been built inside a historic building. In fact it's a modern kitchen inside a castle in France hence the title French Castle Timber Kitchen.

The simplicity of the kitchen is its beauty with the square and stackable forms of the building reflected in the shape of the joinery.

The walls are kept white to allow the joinery to take centre stage, sharing it only the colorful geometric piece of artwork.

The cooking area has been set into an alcove and a feature made of it so that there is focus for aesthetics and practicality in containing odors and vapors.

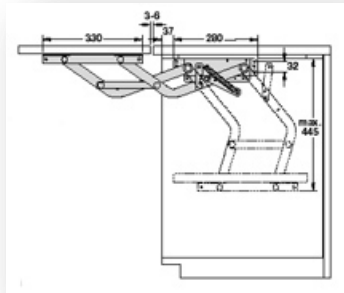
The huge extract over the cooking line is practical and reflects the scale of the room. [.....more](#)

Kitchen Storage Ideas



The days of mincing, dicing, slicing and chopping are certainly not over and never will be (unless you are an avid star trek believer) but food processors can be a fantastic aid in these sorts of preparations. Find clever kitchen storage ideas to make your food processor more accessible.

Of course there are all types even some with carborundum lined mixing bowls for “sanding” the skin off root vegetables such as potatoes. Consequently all **food processors** consist of the main machine with the electric motor and various attachments such as blades, bowls, jugs and[more](#)



Section through the processor storage fitting

Kitchen Lighting Design

As with all aspects of interior design, the design only works to it's potential if we can see it. To be able to see the kitchen design, we require well thought out kitchen lighting design.

Lighting design always sounds like a difficult task, but broken down into small areas of design it becomes manageable for the beginner designer or the home decorator. There are basically four types of lighting that should be considered when planning lighting design for your kitchen.

These four types of lighting are ambient lighting, decorative lighting, task lighting, and accent lighting.....[read more](#)



Read more kitchen articles

[Home – Kitchen Design](#)
[Curtains Blinds](#)
[Flooring](#)
[Kitchen Photos](#)

[Color and Walls](#)
[Finishes](#)
[Lighting](#)

[Curtains Blinds](#)
[Fittings](#)
[Kitchen Styles](#)

Living Rooms



The living room, lounge or originally the drawing room is the area we withdraw to relax, read a book, watch TV or a movie, listen to music, entertain or be entertained in. It's interesting that the room can have a single function or many as open plan living came into being or fashion with the influence of architects such as Frank Lloyd Wright and le Corbusier. So you can see why there is so much to consider when you choose to design your living room. There are multiple spaces within one space that need to be designed. The flow from room to room or space to space soon incorporated many differing functions into one space. When designing a living room there is no right or wrong way to go about it but each design and decision must be justified with well thought out practicality and argument about its proposed uses and functions otherwise the design is usually ridiculed.....[more](#)

Ideas for Modern Living Room Colors

In this picture we have a contemporary room using intense color to give high contrast and a striking impression. The idea is fine however perhaps the choice of the color strength isn't working with the floor or cabinetry. The proportions and layout work and yet the television is still the main focus which will impact on the comfortable alternative uses for the space. The low visual line allows plenty of light and barrier free vision creating an open and inviting space. With a modern interior such as this it is often what the designer is.....[more](#)

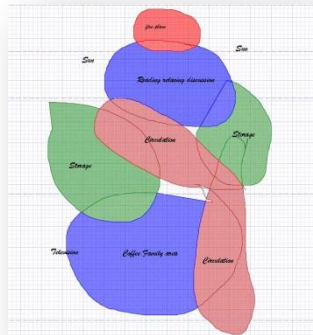
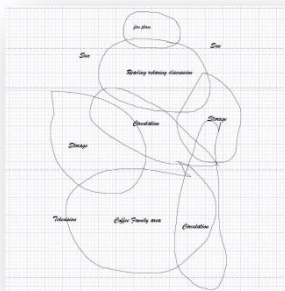




Planning the Living Room

The simplest solution to planning is using the bubble diagram to establish relationships and positions initially and then defining the space by measured area, taking into

account what you are trying to place in the room will determine the sizes of areas that are required. Balance of the placement can be controlled by the shape and size of the furniture and tied together with complementary finishes. For those not versed in drafting and scale I have added a graph to the plan which can be.....[more](#)



Stairs



There are particular rules based on ergonomics and anthropometrics that govern good stair design and for a stair to be functional and safe the designer uses these to layout the stair for the application. It may be as a main or secondary stair to a home or as a public access stair in a commercial building each design has particular features that make the stair appropriate for the use.

Spiral Staircase in a Tight Brick Stairwell



Here is an interesting spiral staircase with an innovative riser that allows the stair to feel open while still performing the function. This is a very simple treatment with the steel complementing the aged brickwork. Purely functional but correct in its application and execution.

The tightness of this space leaves few choices for stair selection. The spiral is basically the only stair that could fit into the space. That is where the spiral staircase comes into its own.

It turns around on its own space revolving around a central post the stair only uses the width of[more](#)

Carved Timber Staircase

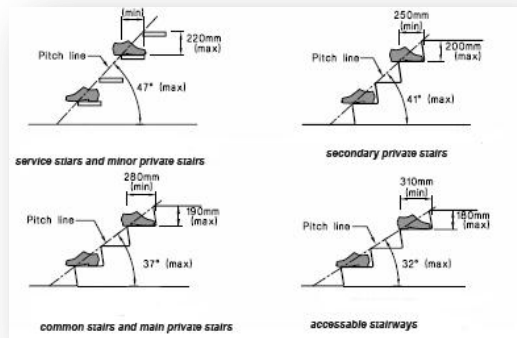


This carved timber staircase is a highly intricate and detailed design all with the same timber (wooden) finish. The ledges and carved features make use of light and shadow to great effect which is needed as there are no contrasting colors to affect detail.

This stair is an absolute piece of art in this interior with the carved wooden (timber) balusters, handrail and newels complemented by the same detailing to the dados and walls.

The balusters and handrail appear to have been carved from a [.... more](#)

Stair Design and Parts



There are particular rules for good stair design and legal requirements as well. Stairs are complicated items within a building and it's important to know the various parts when designing them.

The staircase is a permanent feature of interior design. It is not a part of the house that can be changed easily when you feel like redecorating.

Therefore if you are building a new home careful consideration needs to be taken to select the correct materials, design and construction of your stair case, so that it is either a design feature of the home or purely a functional section of..... [more](#)

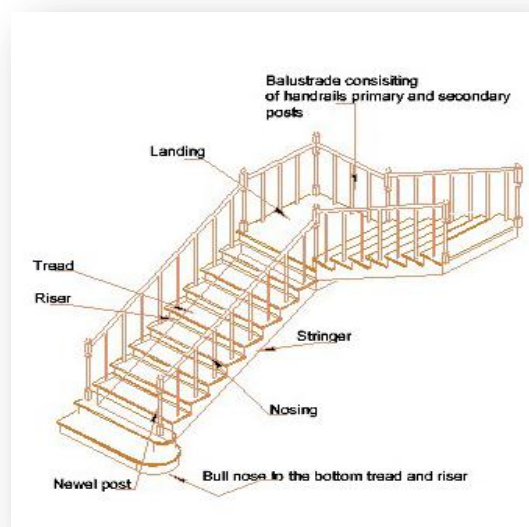
[Stair Construction](#)

[Stair Design Photos](#)

[Stair Information](#)

[Primary Purpose of a Stair](#)

[What are Stairs](#)



This document is the copyright of Dezine Holdings Limited ©2013, All Rights Reserved www.interiordezine.com however distribution of it is allowed and encouraged but it must be done so in its entirety and with all links intact. Not to do so is in breach of the copyright waiver granted by Dezine Holdings Limited ©2013 and www.interiordezine.com

Summary

This was a selection of information about Rooms and Stairs – we hope that you now have some insight into the life of an interior designer. Please take advantage of the other ebooks and ecourses available.

This is Part 7 of “Are you an Undiscovered Interior Designer?”

To find Parts 1,2,3,4,5&6 visit the [free downloads](#) section of the website.

Click on the links below to subscribe to the free ecourses

[Decorating ecourse](#)

[Curtain Design ecourse](#)

[Color ecourse](#)

Sign up for the [newsletter](#)